

Enrange XLTX/MLTX2 Transmitter ATEX/IECEx Information



WARNING

SUBSTITUTION OF COMPONENTS OR MODIFICATION OF PRODUCT MAY IMPAIR INTRINSIC SAFETY,
INVALIDATING THE APPROVALS.

1.0 USE ONLY BATTERIES APPROVED BY MAGNETEK FOR THE SPECIFIC PRODUCT.

The XLTX/MLTX2 transmitters have been tested and approved for intrinsically safe operation with the following AA (LR6) size batteries;

Duracell	MN1500
Duracell	PC1500
Energizer	E91
Panasonic	LR6XWA
Rayovac	815

Use only the above battery manufacturers and part numbers as replacement batteries to maintain intrinsically safe operation.

Know and follow proper battery handling, charging and disposal procedures. Improper battery procedures can cause batteries to explode or do other serious damage. Failure to follow this warning could result in serious injury or death and damage to equipment.

Only operate the transmitter in hazardous environments with the approved batteries. Failure to use the approved batteries could result in serious injury or death and damage to equipment. Only use 4 batteries of the same manufacturer and model number.

2.0 SPECIFIC CONDITIONS OF SAFE USE

2.1 POTENTIAL ELECTROSTATIC CHARGING HAZARD

The XLTX and MLTX2 both have a maximum measured capacitance from housing and/or accessory to ground of 13pf. When possible, care should be taken to reduce the potential for generation of static electricity, such as:

- Controlling the work environment humidity level to minimize generation of static electricity
- Protect the transmitter from direct airflow
- Touch the transmitter with an insulating object or glove whenever possible
- Use in conjunction with gas detection monitoring
- Do not use in an area that is known to be a static electricity hazard

Additional information on electrostatics can be found in EN TR50404 and IEC/TR60079-32.

2.2 ALUMINUM CONTENT

Joysticks used in the transmitters may have >10% by mass of aluminum. The bulk of this material will be inside the transmitter and not be accessible.

2.3 PROTECTIVE COVERING ON DISPLAY

Protective covering on display units must be removed prior to entry into a hazardous area.

3.0 TRANSMITTER SERVICE

Only trained Magnetek service personnel are permitted to connect the XLTX or MLTX2 to a computer. Contact Magnetek Service if service to the product is required.

To prevent ignition of flammable or combustible atmospheres, and to avoid compromising intrinsic safety of the equipment, read, understand, and adhere to the live maintenance procedures in the product manual.

Programming through the USB port is to be done solely by Magnetek service personnel. Failure to follow this warning could result in serious injury or death, and damage to equipment.

4.0 ATEX/IECEX STATEMENTS

4.1 XLTX LABEL

CE/ATEX.IECEX



XLTX SERIAL #:
12345678901234567890
PART #:
12345678901234567890

II 1 G Ex ia IIC T3/T4 Ga
DEMKO 14 ATEX 1350799X
IECEX UL 14.0028 X
Ex ia IIC T3/T4 Ga
T3: -20°C ≤ Ta ≤ +60°C; T4: -20°C ≤ Ta ≤ +40°C;
See Instruction Manual for more details

MODEL #: HAZ01-F12-20-
1234567890123456789012345
1234567890123456789012345
1234567890123456789012345

FCC ID: TNE-430LMA1
IC: 6145A-430LMA1

198-80202-1019 MADE IN USA



XLTX SERIAL #:
12345678901234567890
PART #:
12345678901234567890

II 1 G Ex ia IIC T3/T4 Ga
DEMKO 14 ATEX 1350799X
IECEX UL 14.0028 X
Ex ia IIC T3/T4 Ga
T3: -40°C ≤ Ta ≤ +60°C; T4: -40°C ≤ Ta ≤ +40°C;
See Instruction Manual for more details

MODEL #: HAZ01-F12-40-
1234567890123456789012345
1234567890123456789012345
1234567890123456789012345

FCC ID: TNE-430LMA1
IC: 6145A-430LMA1

198-80202-1035 MADE IN USA



IECEX



MAGNETEK
N49 W13650 Campbell Drive
Menomonee Falls, WI 53051

XLTX SERIAL #:
12345678901234567890
PART #:
12345678901234567890

MODEL #: HAZ01-F12-20-
1234567890123456789012345
1234567890123456789012345
1234567890123456789012345

WARNING- USE ONLY MAGNETEK
REPLACEABLE BATTERY PACK
MODEL BT131-0

IECEX UL 14.0028 X
Ex ia IIC T3/T4 Ga
T3: -20°C ≤ Ta ≤ +60°C; T4: -20°C ≤ Ta ≤ +40°C;
See Instruction Manual for more details

FCC ID: TNE-900LMA1
IC: 6145A-900LMA1

198-80202-1036 MADE IN USA



MAGNETEK
N49 W13650 Campbell Drive
Menomonee Falls, WI 53051

XLTX SERIAL #:
12345678901234567890
PART #:
12345678901234567890

MODEL #: HAZ01-F12-40-
1234567890123456789012345
1234567890123456789012345
1234567890123456789012345

WARNING- USE ONLY MAGNETEK
REPLACEABLE BATTERY PACK
MODEL BT131-0


IECEX UL 14.0028 X
Ex ia IIC T3/T4 Ga
T3: -40°C ≤ Ta ≤ +60°C; T4: -40°C ≤ Ta ≤ +40°C;
See Instruction Manual for more details

FCC ID: TNE-900LMA1
IC: 6145A-900LMA1

198-80202-1037 MADE IN USA



4.2 MLTX2 LABEL

CE/ATEX/IECEX


MAGNETEK
 N49 W13650 Campbell Drive
 Menomonee Falls, WI 53051

MLTX2

MODEL #: HAZ02-F12 -40-
1234567890123456789012345
6789012345678901234567890


 0344
  II 1 G

II 1 G Ex ia IIC T3/T4 Ga
 DEMKO 14 ATEX 1350799X
 IECEX UL 14.0028 X
 Ex ia IIC T3/T4 Ga

T3: -40°C < Ta < +60°C; T4: -40°C < Ta < +40°C;
 See Instruction Manual for more details

USE ONLY MAGNETEK REPLACEABLE BATTERY PACK: MAGNETEK, INC. MODEL BT131-0
 FCC ID: TNE-430LMA1 IC: 6145A-430LMA1 198-80202-2018

IECEX


MAGNETEK
 N49 W13650 Campbell Drive
 Menomonee Falls, WI 53051

MLTX2

MODEL #: HAZ02-F12 -40-
1234567890123456789012345
6789012345678901234567890

IECEX UL 14.0028 X
 Ex ia IIC T3/T4 Ga

T3: -40°C < Ta < +60°C; T4: -40°C < Ta < +40°C;
 See Instruction Manual for more details

USE ONLY MAGNETEK REPLACEABLE BATTERY PACK: MAGNETEK, INC. MODEL BT131-0
 FCC ID: TNE-900LMA1 IC: 6145A-900LMA1 198-80202-2028

4.3 STANDARDS COMPLIED WITH FOR ATEX/IECEX

EN 60079-0:2012
 EN 60079-11:2012
 EN 60079-26:2007
 IEC 60079-0 6th edition
 IEC 60079-11 6th edition
 IEC 60079-26 2nd edition

5.0 TECHNICAL SPECIFICATIONS

XLTX Environmental conditions, during operation:	T4: -20C < Ta +40C: Duracell MN1500, Duracell PC1500, Energizer E91, Panasonic LR6XWA, Rayovac 815
	T4: -20C < Ta +60C: Duracell MN1500
	T3: -20C < Ta +60C: Duracell MN1500, Energizer E91, Panasonic LR6XWA
MLTX2 Environmental conditions, during operation:	T4: -40C < Ta +40C: Duracell MN1500, Duracell PC1500, Energizer E91, Panasonic LR6XWA, Rayovac 815
	T4: -40C < Ta +60C: Duracell MN1500
	T3: -40C < Ta +60C: Duracell MN1500, Energizer E91, Panasonic LR6XWA



Environmental conditions, storage:	-40°C to 60°C / -40°F to 140°F
Humidity:	0% to 95% noncondensing
Pressure:	700 to 1300 hPa (10.2 to 18.9 psi)
Ingress protection:	XLTX: IP46 MLTX2: IP66